

Survey Response Counts

Section: Purpose and Direction

Question / Institution			Strongly Agree		Agree		Neutral		Disagree		Strongly Disagree		Not Applicable		Total	
			#	%	#	%	#	%	#	%	#	%	#	%	#	%
1. Our school's purpose statement is clearly focused on student success.	T. R. Simmons Elementary School	Average Score	74	48.68%	65	42.76%	12	7.89%	0	0%	1	0.66%	0	0%	152	100%
		4.39	74	48.68%	65	42.76%	12	7.89%	0	0%	1	0.66%	0	0%	152	100%
	Total		74	48.68%	65	42.76%	12	7.89%	0	0%	1	0.66%	0	0%	152	100%
	2. Our school's purpose statement is formally reviewed and revised with involvement from parents.	T. R. Simmons Elementary School	Average Score	65	42.76%	55	36.18%	28	18.42%	2	1.32%	1	0.66%	1	0.66%	152
4.17			65	42.76%	55	36.18%	28	18.42%	2	1.32%	1	0.66%	1	0.66%	152	100%
Total		65	42.76%	55	36.18%	28	18.42%	2	1.32%	1	0.66%	1	0.66%	152	100%	
3. Our school has established goals and a plan for improving student learning.		T. R. Simmons Elementary School	Average Score	79	51.97%	60	39.47%	9	5.92%	1	0.66%	3	1.97%	0	0%	152
	4.39		79	51.97%	60	39.47%	9	5.92%	1	0.66%	3	1.97%	0	0%	152	100%
	Total		79	51.97%	60	39.47%	9	5.92%	1	0.66%	3	1.97%	0	0%	152	100%
	Total			218	47.81%	180	39.47%	49	10.75%	3	0.66%	5	1.1%	1	0.22%	456

Section: Governance and Leadership

Question / Institution			Strongly Agree		Agree		Neutral		Disagree		Strongly Disagree		Not Applicable		Total	
			#	%	#	%	#	%	#	%	#	%	#	%	#	%
4. Our school's governing body operates responsibly and functions effectively.	T. R. Simmons Elementary School	Average Score	65	43.33%	68	45.33%	11	7.33%	3	2%	2	1.33%	1	0.67%	150	100%
		4.25	65	43.33%	68	45.33%	11	7.33%	3	2%	2	1.33%	1	0.67%	150	100%
	Total		65	43.33%	68	45.33%	11	7.33%	3	2%	2	1.33%	1	0.67%	150	100%
5. Our school's governing body does not interfere with the operation or leadership of our school.	T. R. Simmons Elementary School	Average Score	60	40%	64	42.67%	19	12.67%	3	2%	2	1.33%	2	1.33%	150	100%
		4.14	60	40%	64	42.67%	19	12.67%	3	2%	2	1.33%	2	1.33%	150	100%
	Total		60	40%	64	42.67%	19	12.67%	3	2%	2	1.33%	2	1.33%	150	100%

Question / Institution			Strongly Agree		Agree		Neutral		Disagree		Strongly Disagree		Not Applicable		Total	
			#	%	#	%	#	%	#	%	#	%	#	%	#	%
6. Our school has high expectations for students in all classes.	T. R. Simmons Elementary School	Average Score	82	54.67%	59	39.33%	4	2.67%	2	1.33%	2	1.33%	1	0.67%	150	100%
		4.43	82	54.67%	59	39.33%	4	2.67%	2	1.33%	2	1.33%	1	0.67%	150	100%
	Total		82	54.67%	59	39.33%	4	2.67%	2	1.33%	2	1.33%	1	0.67%	150	100%
7. Our school shares responsibility for student learning with its stakeholders.	T. R. Simmons Elementary School	Average Score	63	42%	64	42.67%	15	10%	5	3.33%	3	2%	0	0%	150	100%
		4.19	63	42%	64	42.67%	15	10%	5	3.33%	3	2%	0	0%	150	100%
	Total		63	42%	64	42.67%	15	10%	5	3.33%	3	2%	0	0%	150	100%
8. Our school communicates effectively about the school's goals and activities.	T. R. Simmons Elementary School	Average Score	69	46%	61	40.67%	14	9.33%	3	2%	2	1.33%	1	0.67%	150	100%
		4.26	69	46%	61	40.67%	14	9.33%	3	2%	2	1.33%	1	0.67%	150	100%
	Total		69	46%	61	40.67%	14	9.33%	3	2%	2	1.33%	1	0.67%	150	100%
9. Our school provides opportunities for stakeholders to be involved in the school.	T. R. Simmons Elementary School	Average Score	66	44%	57	38%	19	12.67%	5	3.33%	1	0.67%	2	1.33%	150	100%
		4.17	66	44%	57	38%	19	12.67%	5	3.33%	1	0.67%	2	1.33%	150	100%
	Total		66	44%	57	38%	19	12.67%	5	3.33%	1	0.67%	2	1.33%	150	100%
Total			405	45%	373	41.44%	82	9.11%	21	2.33%	12	1.33%	7	0.78%	900	100%

Section: Teaching and Assessing for Learning

Question / Institution			Strongly Agree		Agree		Neutral		Disagree		Strongly Disagree		Not Applicable		Total	
			#	%	#	%	#	%	#	%	#	%	#	%	#	%
10. All of my child's teachers provide an equitable curriculum that meets his/her learning needs.	T. R. Simmons Elementary School	Average Score	79	53.74%	56	38.1%	6	4.08%	2	1.36%	4	2.72%	0	0%	147	100%
		4.39	79	53.74%	56	38.1%	6	4.08%	2	1.36%	4	2.72%	0	0%	147	100%
	Total		79	53.74%	56	38.1%	6	4.08%	2	1.36%	4	2.72%	0	0%	147	100%
11. All of my child's teachers give work that challenges my child.	T. R. Simmons Elementary School	Average Score	74	50.34%	60	40.82%	9	6.12%	2	1.36%	1	0.68%	1	0.68%	147	100%
		4.37	74	50.34%	60	40.82%	9	6.12%	2	1.36%	1	0.68%	1	0.68%	147	100%
	Total		74	50.34%	60	40.82%	9	6.12%	2	1.36%	1	0.68%	1	0.68%	147	100%
12. All of my child's teachers use a variety of teaching strategies and learning activities.	T. R. Simmons Elementary School	Average Score	79	53.74%	57	38.78%	6	4.08%	2	1.36%	2	1.36%	1	0.68%	147	100%
		4.4	79	53.74%	57	38.78%	6	4.08%	2	1.36%	2	1.36%	1	0.68%	147	100%
	Total		79	53.74%	57	38.78%	6	4.08%	2	1.36%	2	1.36%	1	0.68%	147	100%

Question / Institution			Strongly Agree		Agree		Neutral		Disagree		Strongly Disagree		Not Applicable		Total	
			#	%	#	%	#	%	#	%	#	%	#	%	#	%
13. All of my child's teachers meet his/her learning needs by individualizing instruction.	T. R. Simmons Elementary School	Average Score	72	48.98%	52	35.37%	18	12.24%	3	2.04%	1	0.68%	1	0.68%	147	100%
		4.28	72	48.98%	52	35.37%	18	12.24%	3	2.04%	1	0.68%	1	0.68%	147	100%
	Total		72	48.98%	52	35.37%	18	12.24%	3	2.04%	1	0.68%	1	0.68%	147	100%
14. All of my child's teachers work as a team to help my child learn.	T. R. Simmons Elementary School	Average Score	76	51.7%	56	38.1%	10	6.8%	1	0.68%	3	2.04%	1	0.68%	147	100%
		4.35	76	51.7%	56	38.1%	10	6.8%	1	0.68%	3	2.04%	1	0.68%	147	100%
	Total		76	51.7%	56	38.1%	10	6.8%	1	0.68%	3	2.04%	1	0.68%	147	100%
15. All of my child's teachers help me to understand my child's progress.	T. R. Simmons Elementary School	Average Score	70	47.62%	57	38.78%	15	10.2%	2	1.36%	2	1.36%	1	0.68%	147	100%
		4.28	70	47.62%	57	38.78%	15	10.2%	2	1.36%	2	1.36%	1	0.68%	147	100%
	Total		70	47.62%	57	38.78%	15	10.2%	2	1.36%	2	1.36%	1	0.68%	147	100%
16. All of my child's teachers keep me informed regularly of how my child is being graded.	T. R. Simmons Elementary School	Average Score	69	46.94%	56	38.1%	17	11.56%	1	0.68%	3	2.04%	1	0.68%	147	100%
		4.25	69	46.94%	56	38.1%	17	11.56%	1	0.68%	3	2.04%	1	0.68%	147	100%
	Total		69	46.94%	56	38.1%	17	11.56%	1	0.68%	3	2.04%	1	0.68%	147	100%
17. All of my child's teachers report on my child's progress in easy to understand language.	T. R. Simmons Elementary School	Average Score	75	51.02%	57	38.78%	11	7.48%	2	1.36%	2	1.36%	0	0%	147	100%
		4.37	75	51.02%	57	38.78%	11	7.48%	2	1.36%	2	1.36%	0	0%	147	100%
	Total		75	51.02%	57	38.78%	11	7.48%	2	1.36%	2	1.36%	0	0%	147	100%
18. My child sees a relationship between what is being taught and his/her everyday life.	T. R. Simmons Elementary School	Average Score	69	46.94%	59	40.14%	12	8.16%	2	1.36%	3	2.04%	2	1.36%	147	100%
		4.24	69	46.94%	59	40.14%	12	8.16%	2	1.36%	3	2.04%	2	1.36%	147	100%
	Total		69	46.94%	59	40.14%	12	8.16%	2	1.36%	3	2.04%	2	1.36%	147	100%
19. My child knows the expectations for learning in all classes.	T. R. Simmons Elementary School	Average Score	74	50.34%	64	43.54%	5	3.4%	1	0.68%	1	0.68%	2	1.36%	147	100%
		4.38	74	50.34%	64	43.54%	5	3.4%	1	0.68%	1	0.68%	2	1.36%	147	100%
	Total		74	50.34%	64	43.54%	5	3.4%	1	0.68%	1	0.68%	2	1.36%	147	100%
20. My child has at least one adult advocate in the school.	T. R. Simmons Elementary School	Average Score	72	48.98%	54	36.73%	15	10.2%	0	0%	1	0.68%	5	3.4%	147	100%
		4.23	72	48.98%	54	36.73%	15	10.2%	0	0%	1	0.68%	5	3.4%	147	100%
	Total		72	48.98%	54	36.73%	15	10.2%	0	0%	1	0.68%	5	3.4%	147	100%
21. My child is given multiple assessments to measure his/her understanding of what was taught.	T. R. Simmons Elementary School	Average Score	72	48.98%	63	42.86%	8	5.44%	1	0.68%	2	1.36%	1	0.68%	147	100%
		4.35	72	48.98%	63	42.86%	8	5.44%	1	0.68%	2	1.36%	1	0.68%	147	100%
	Total		72	48.98%	63	42.86%	8	5.44%	1	0.68%	2	1.36%	1	0.68%	147	100%

Question / Institution			Strongly Agree		Agree		Neutral		Disagree		Strongly Disagree		Not Applicable		Total	
			#	%	#	%	#	%	#	%	#	%	#	%	#	%
22. My child has up-to-date computers and other technology to learn.	T. R. Simmons Elementary School	Average Score	89	60.54%	53	36.05%	3	2.04%	0	0%	1	0.68%	1	0.68%	147	100%
		4.54	89	60.54%	53	36.05%	3	2.04%	0	0%	1	0.68%	1	0.68%	147	100%
	Total		89	60.54%	53	36.05%	3	2.04%	0	0%	1	0.68%	1	0.68%	147	100%
23. My child has access to support services based on his/her identified needs.	T. R. Simmons Elementary School	Average Score	75	51.02%	56	38.1%	10	6.8%	2	1.36%	1	0.68%	3	2.04%	147	100%
		4.31	75	51.02%	56	38.1%	10	6.8%	2	1.36%	1	0.68%	3	2.04%	147	100%
	Total		75	51.02%	56	38.1%	10	6.8%	2	1.36%	1	0.68%	3	2.04%	147	100%
Total			1,045	50.78%	800	38.87%	145	7.05%	21	1.02%	27	1.31%	20	0.97%	2,058	100%

Section: Resources and Support Systems

Question / Institution			Strongly Agree		Agree		Neutral		Disagree		Strongly Disagree		Not Applicable		Total	
			#	%	#	%	#	%	#	%	#	%	#	%	#	%
24. Our school provides qualified staff members to support student learning.	T. R. Simmons Elementary School	Average Score	76	53.52%	58	40.85%	6	4.23%	0	0%	1	0.7%	1	0.7%	142	100%
		4.44	76	53.52%	58	40.85%	6	4.23%	0	0%	1	0.7%	1	0.7%	142	100%
	Total		76	53.52%	58	40.85%	6	4.23%	0	0%	1	0.7%	1	0.7%	142	100%
25. Our school provides an adequate supply of learning resources that are current and in good condition.	T. R. Simmons Elementary School	Average Score	78	54.93%	56	39.44%	5	3.52%	1	0.7%	1	0.7%	1	0.7%	142	100%
		4.45	78	54.93%	56	39.44%	5	3.52%	1	0.7%	1	0.7%	1	0.7%	142	100%
	Total		78	54.93%	56	39.44%	5	3.52%	1	0.7%	1	0.7%	1	0.7%	142	100%
26. Our school provides a safe learning environment.	T. R. Simmons Elementary School	Average Score	81	57.04%	58	40.85%	1	0.7%	0	0%	1	0.7%	1	0.7%	142	100%
		4.51	81	57.04%	58	40.85%	1	0.7%	0	0%	1	0.7%	1	0.7%	142	100%
	Total		81	57.04%	58	40.85%	1	0.7%	0	0%	1	0.7%	1	0.7%	142	100%
27. Our school provides students with access to a variety of information resources to support their learning.	T. R. Simmons Elementary School	Average Score	72	50.7%	62	43.66%	5	3.52%	0	0%	1	0.7%	2	1.41%	142	100%
		4.39	72	50.7%	62	43.66%	5	3.52%	0	0%	1	0.7%	2	1.41%	142	100%
	Total		72	50.7%	62	43.66%	5	3.52%	0	0%	1	0.7%	2	1.41%	142	100%

Question / Institution			Strongly Agree		Agree		Neutral		Disagree		Strongly Disagree		Not Applicable		Total	
			#	%	#	%	#	%	#	%	#	%	#	%	#	%
28. Our school provides excellent support services (e.g., counseling, and/or career planning).	T. R. Simmons Elementary School	Average Score	68	47.89%	60	42.25%	10	7.04%	1	0.7%	1	0.7%	2	1.41%	142	100%
		4.32	68	47.89%	60	42.25%	10	7.04%	1	0.7%	1	0.7%	2	1.41%	142	100%
	Total		68	47.89%	60	42.25%	10	7.04%	1	0.7%	1	0.7%	2	1.41%	142	100%
29. Our school provides opportunities for students to participate in activities that interest them.	T. R. Simmons Elementary School	Average Score	72	50.7%	56	39.44%	9	6.34%	2	1.41%	1	0.7%	2	1.41%	142	100%
		4.34	72	50.7%	56	39.44%	9	6.34%	2	1.41%	1	0.7%	2	1.41%	142	100%
	Total		72	50.7%	56	39.44%	9	6.34%	2	1.41%	1	0.7%	2	1.41%	142	100%
30. Our school ensures that the facilities support student learning.	T. R. Simmons Elementary School	Average Score	73	51.41%	60	42.25%	6	4.23%	1	0.7%	1	0.7%	1	0.7%	142	100%
		4.41	73	51.41%	60	42.25%	6	4.23%	1	0.7%	1	0.7%	1	0.7%	142	100%
	Total		73	51.41%	60	42.25%	6	4.23%	1	0.7%	1	0.7%	1	0.7%	142	100%
31. Our school ensures the effective use of financial resources.	T. R. Simmons Elementary School	Average Score	52	36.62%	65	45.77%	20	14.08%	2	1.41%	2	1.41%	1	0.7%	142	100%
		4.13	52	36.62%	65	45.77%	20	14.08%	2	1.41%	2	1.41%	1	0.7%	142	100%
	Total		52	36.62%	65	45.77%	20	14.08%	2	1.41%	2	1.41%	1	0.7%	142	100%
32. Our school ensures that instructional time is protected and interruptions are minimized.	T. R. Simmons Elementary School	Average Score	62	43.66%	67	47.18%	8	5.63%	2	1.41%	1	0.7%	2	1.41%	142	100%
		4.27	62	43.66%	67	47.18%	8	5.63%	2	1.41%	1	0.7%	2	1.41%	142	100%
	Total		62	43.66%	67	47.18%	8	5.63%	2	1.41%	1	0.7%	2	1.41%	142	100%
Total			634	49.61%	542	42.41%	70	5.48%	9	0.7%	10	0.78%	13	1.02%	1,278	100%

Section: Using Results for Continuous Improvement

Question / Institution			Strongly Agree		Agree		Neutral		Disagree		Strongly Disagree		Not Applicable		Total	
			#	%	#	%	#	%	#	%	#	%	#	%	#	%
33. Our school ensures that all staff members monitor and report the achievement of school goals.	T. R. Simmons Elementary School	Average Score	62	43.97%	69	48.94%	7	4.96%	0	0%	1	0.71%	2	1.42%	141	100%
		4.31	62	43.97%	69	48.94%	7	4.96%	0	0%	1	0.71%	2	1.42%	141	100%
	Total		62	43.97%	69	48.94%	7	4.96%	0	0%	1	0.71%	2	1.42%	141	100%

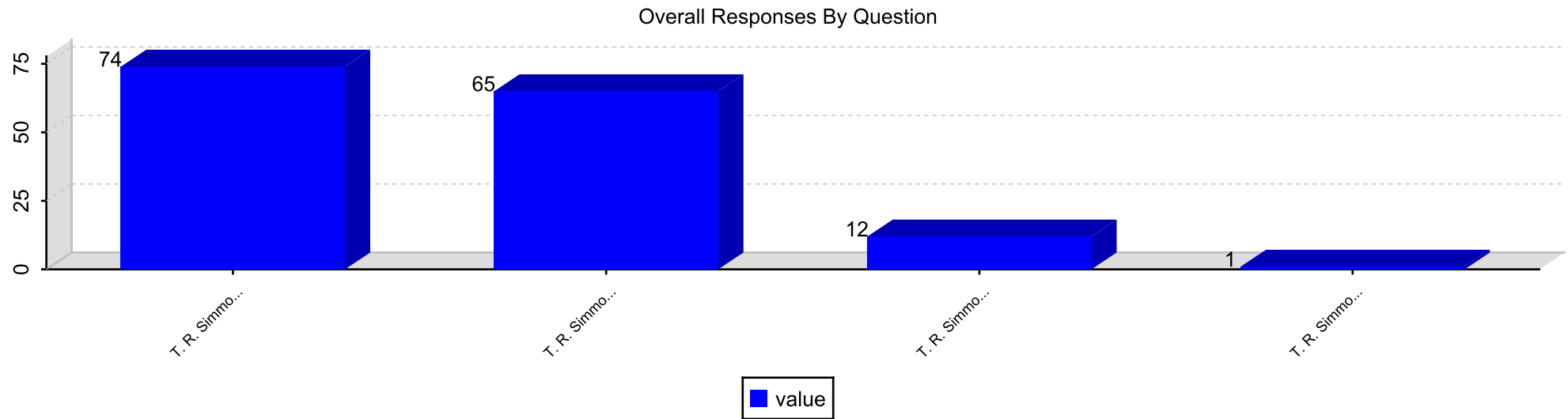
Question / Institution			Strongly Agree		Agree		Neutral		Disagree		Strongly Disagree		Not Applicable		Total	
			#	%	#	%	#	%	#	%	#	%	#	%	#	%
34. My child is prepared for success in the next school year.	T. R. Simmons Elementary School	Average Score	70	49.65%	55	39.01%	10	7.09%	2	1.42%	2	1.42%	2	1.42%	141	100%
		4.3	70	49.65%	55	39.01%	10	7.09%	2	1.42%	2	1.42%	2	1.42%	141	100%
	Total		70	49.65%	55	39.01%	10	7.09%	2	1.42%	2	1.42%	2	1.42%	141	100%
35. My child has administrators and teachers that monitor and inform me of his/her learning progress.	T. R. Simmons Elementary School	Average Score	65	46.1%	63	44.68%	9	6.38%	2	1.42%	1	0.71%	1	0.71%	141	100%
		4.32	65	46.1%	63	44.68%	9	6.38%	2	1.42%	1	0.71%	1	0.71%	141	100%
	Total		65	46.1%	63	44.68%	9	6.38%	2	1.42%	1	0.71%	1	0.71%	141	100%
Total			197	46.57%	187	44.21%	26	6.15%	4	0.95%	4	0.95%	5	1.18%	423	100%

Responses By Section and Question

Section: Purpose and Direction

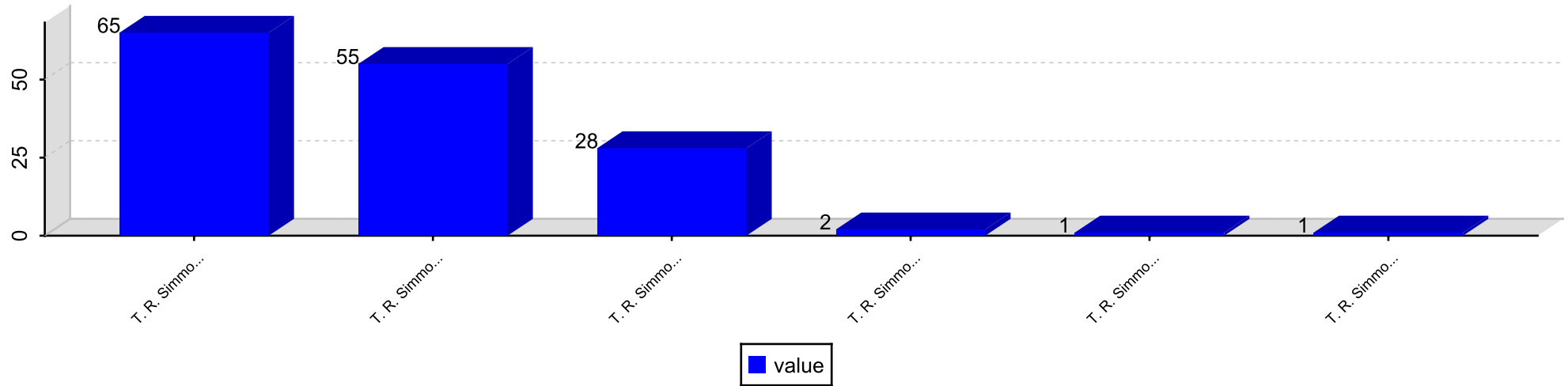
Responses By Question

Question 1. Our school's purpose statement is clearly focused on student success.



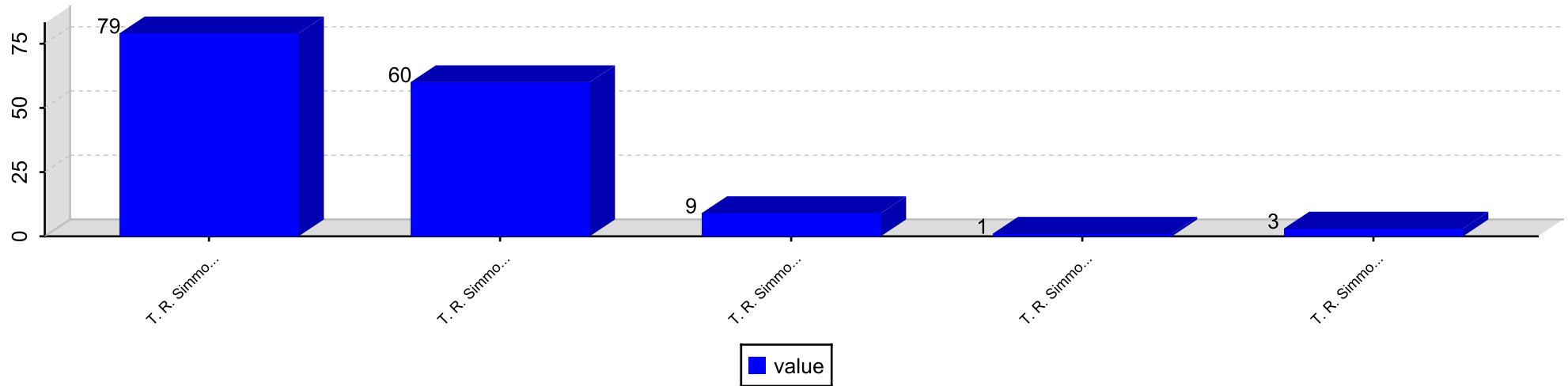
Question 2. Our school's purpose statement is formally reviewed and revised with involvement from parents.

Overall Responses By Question



Question 3. Our school has established goals and a plan for improving student learning.

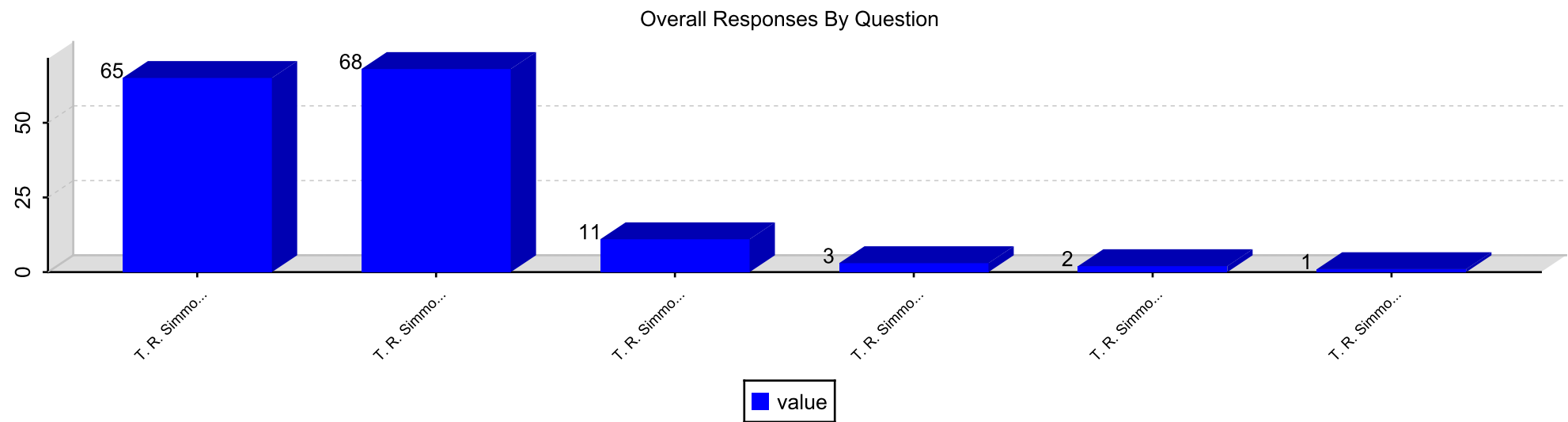
Overall Responses By Question



Section: Governance and Leadership

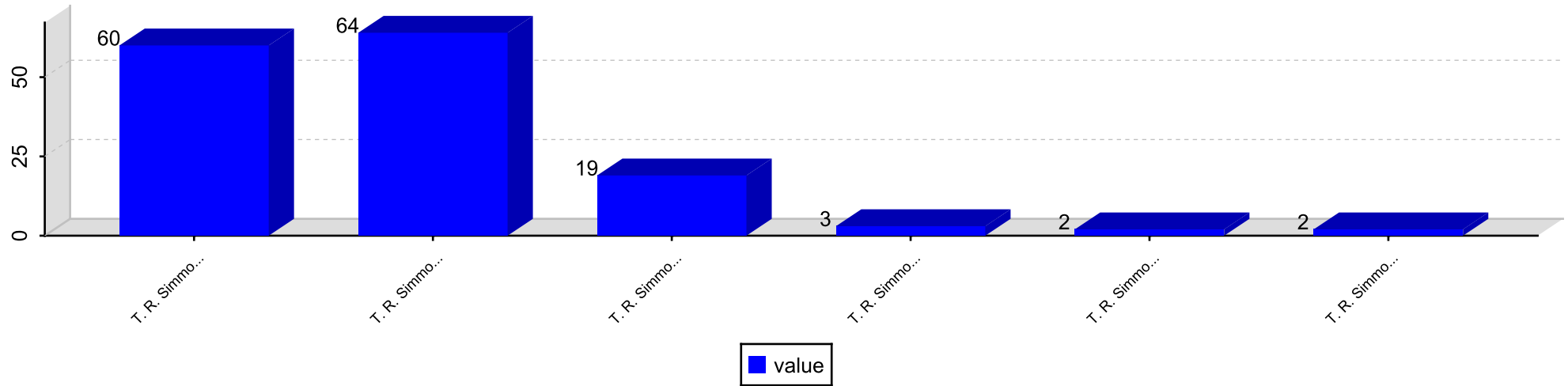
Responses By Question

Question 4. Our school's governing body operates responsibly and functions effectively.



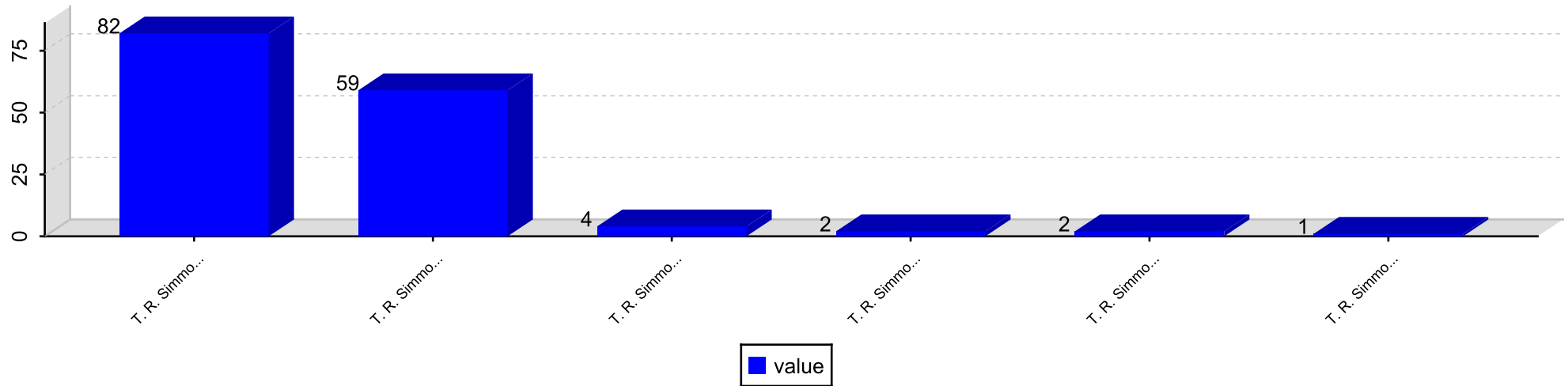
Question 5. Our school's governing body does not interfere with the operation or leadership of our school.

Overall Responses By Question

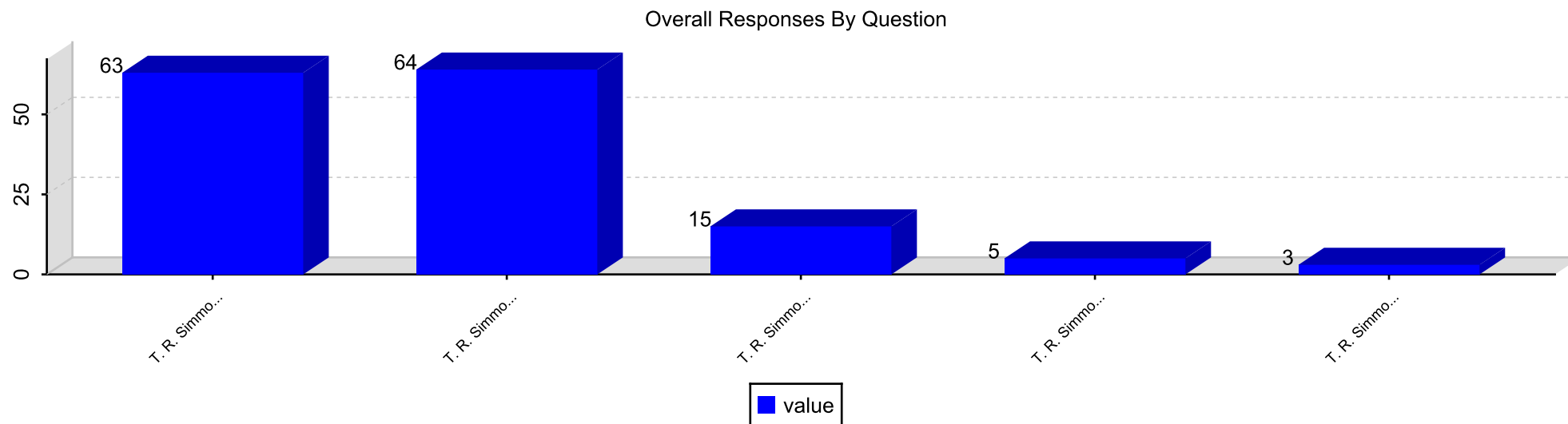


Question 6. Our school has high expectations for students in all classes.

Overall Responses By Question

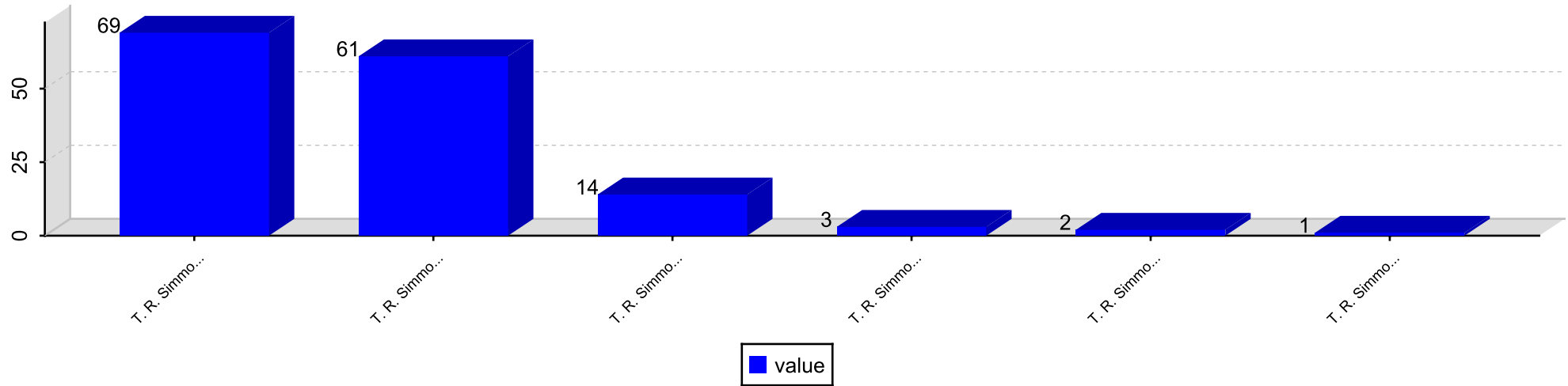


Question 7. Our school shares responsibility for student learning with its stakeholders.



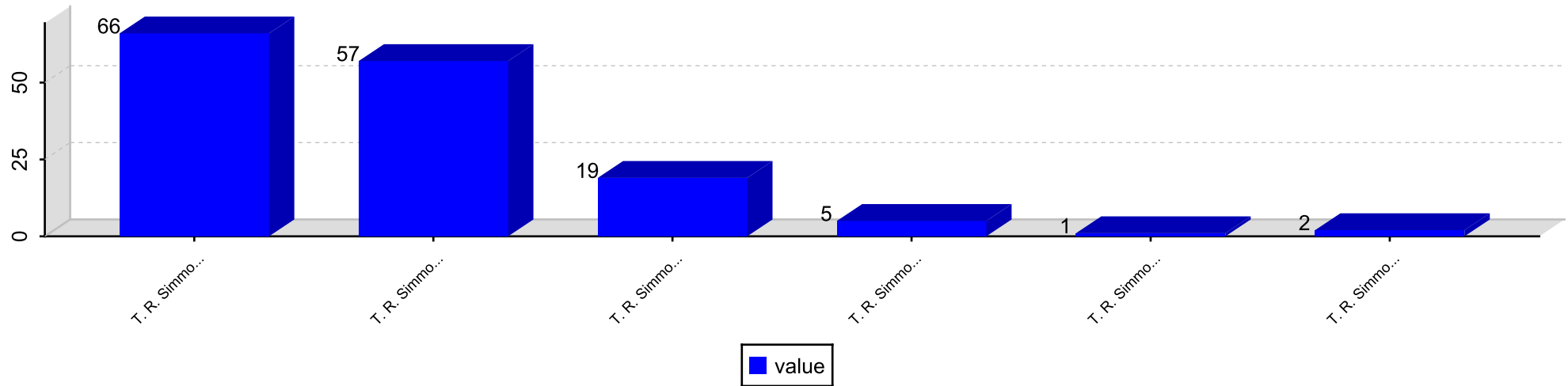
Question 8. Our school communicates effectively about the school's goals and activities.

Overall Responses By Question



Question 9. Our school provides opportunities for stakeholders to be involved in the school.

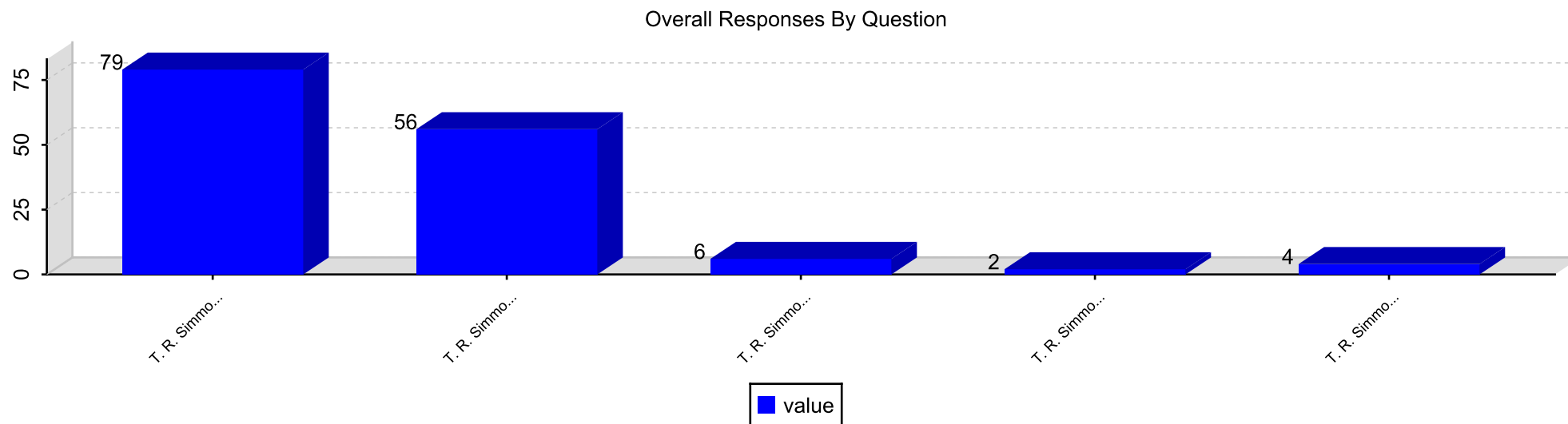
Overall Responses By Question



Section: Teaching and Assessing for Learning

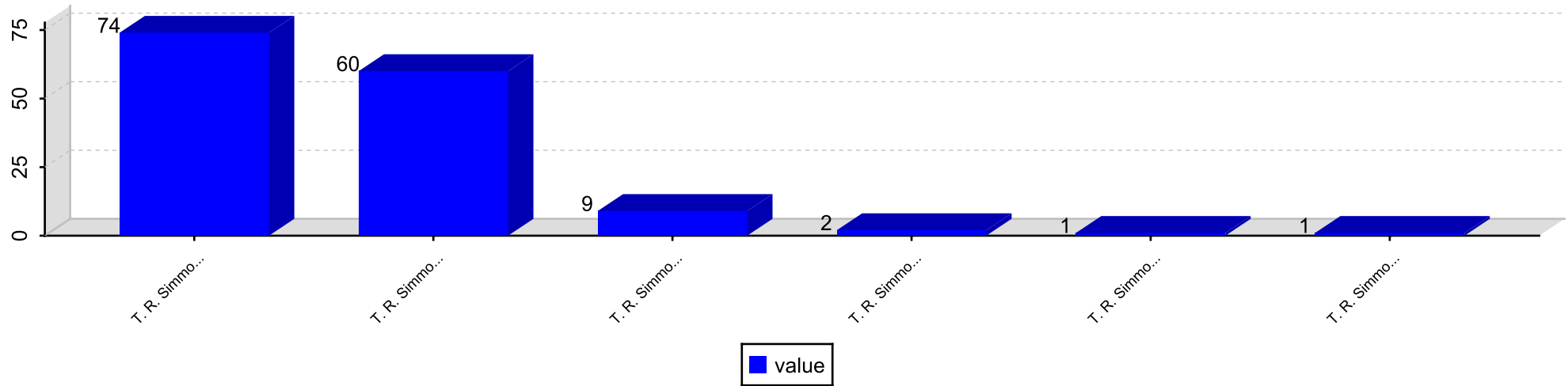
Responses By Question

Question 10. All of my child's teachers provide an equitable curriculum that meets his/her learning needs.



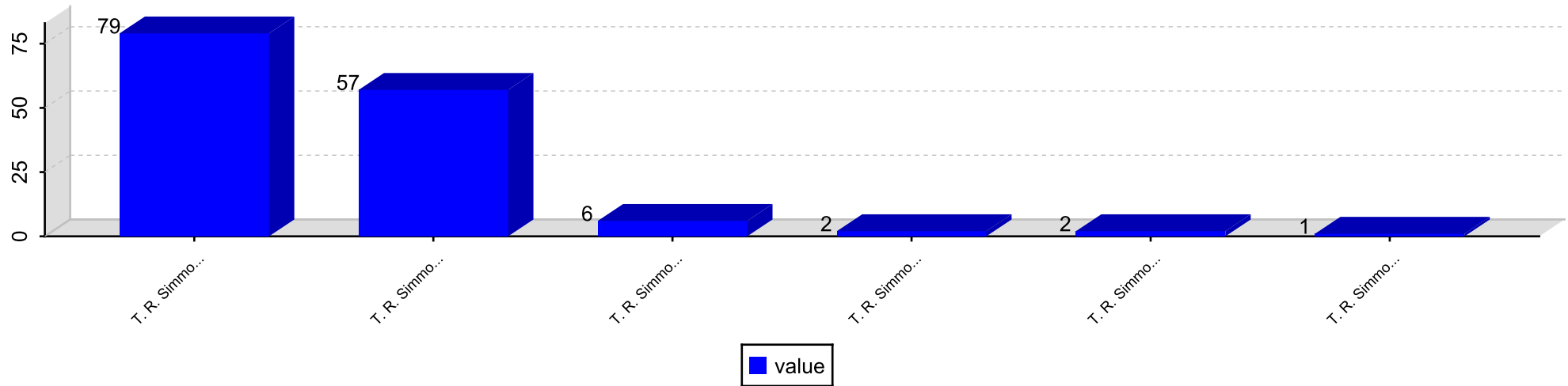
Question 11. All of my child's teachers give work that challenges my child.

Overall Responses By Question

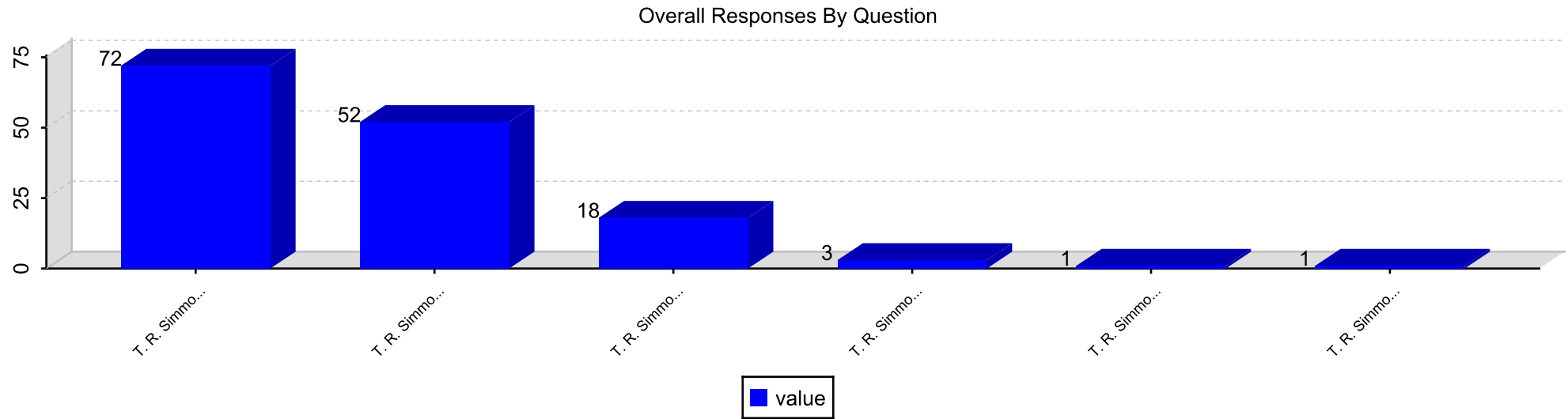


Question 12. All of my child's teachers use a variety of teaching strategies and learning activities.

Overall Responses By Question

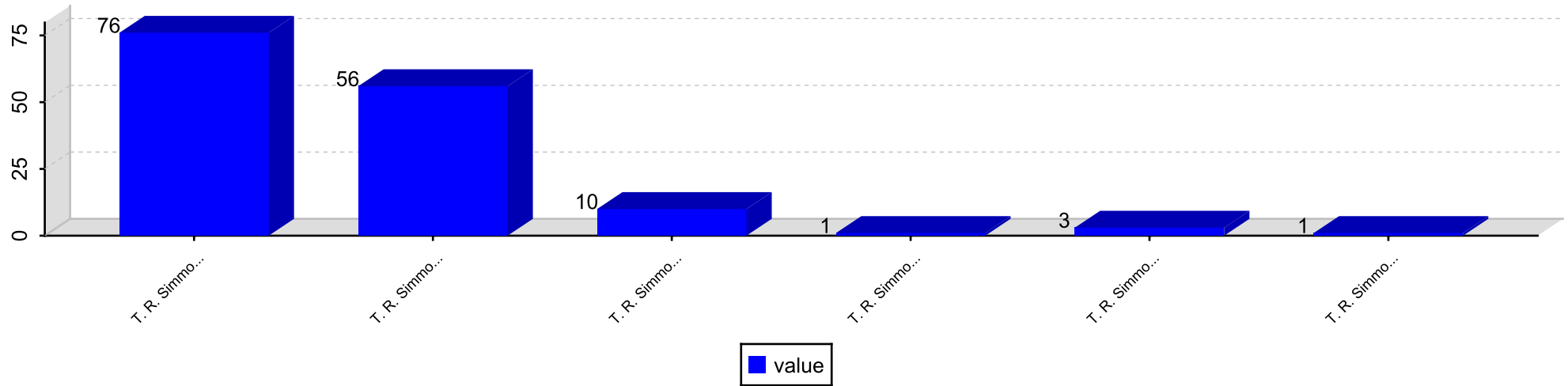


Question 13. All of my child's teachers meet his/her learning needs by individualizing instruction.



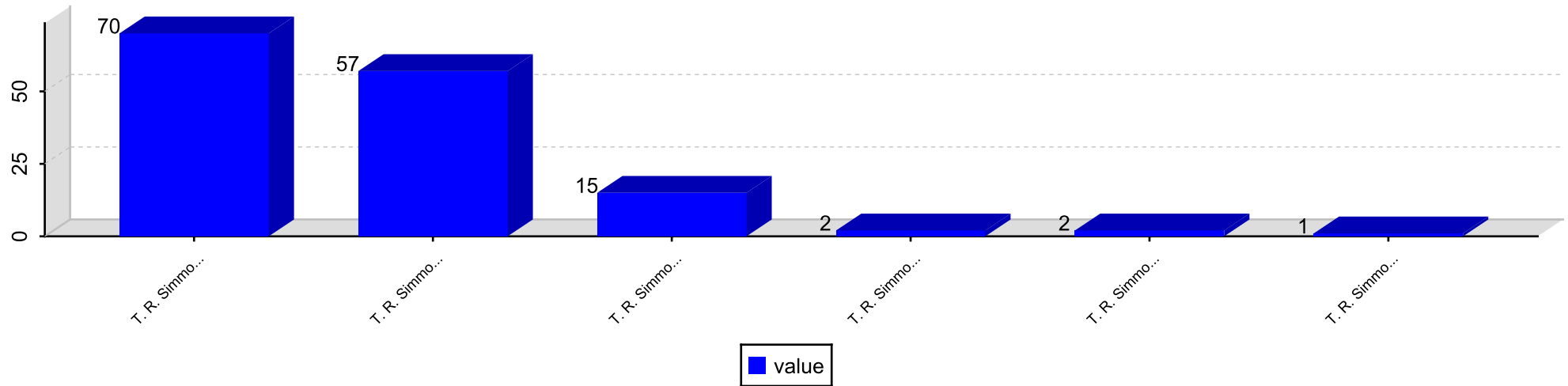
Question 14. All of my child's teachers work as a team to help my child learn.

Overall Responses By Question

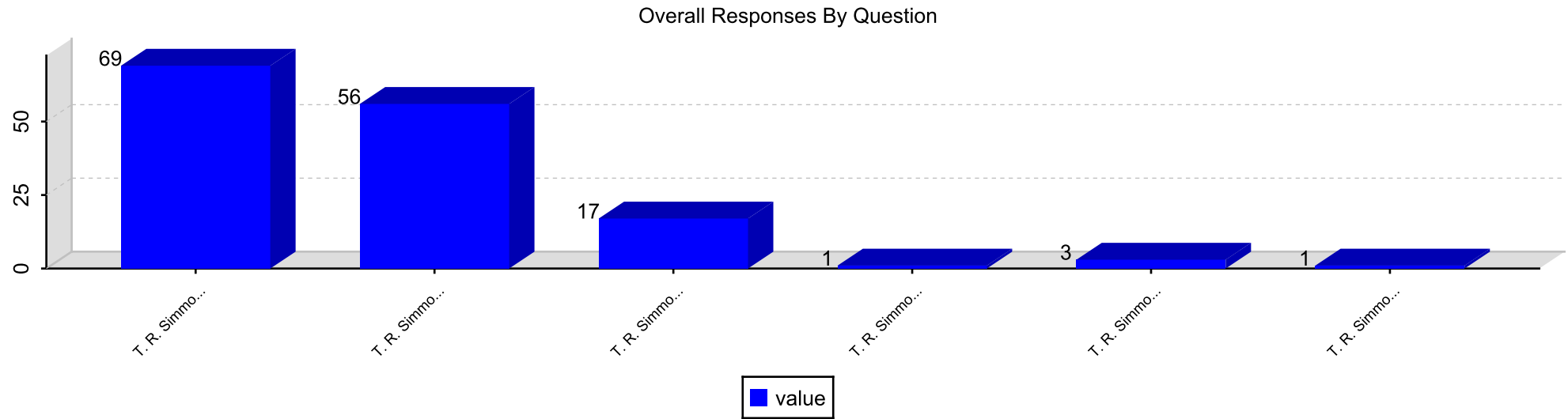


Question 15. All of my child's teachers help me to understand my child's progress.

Overall Responses By Question

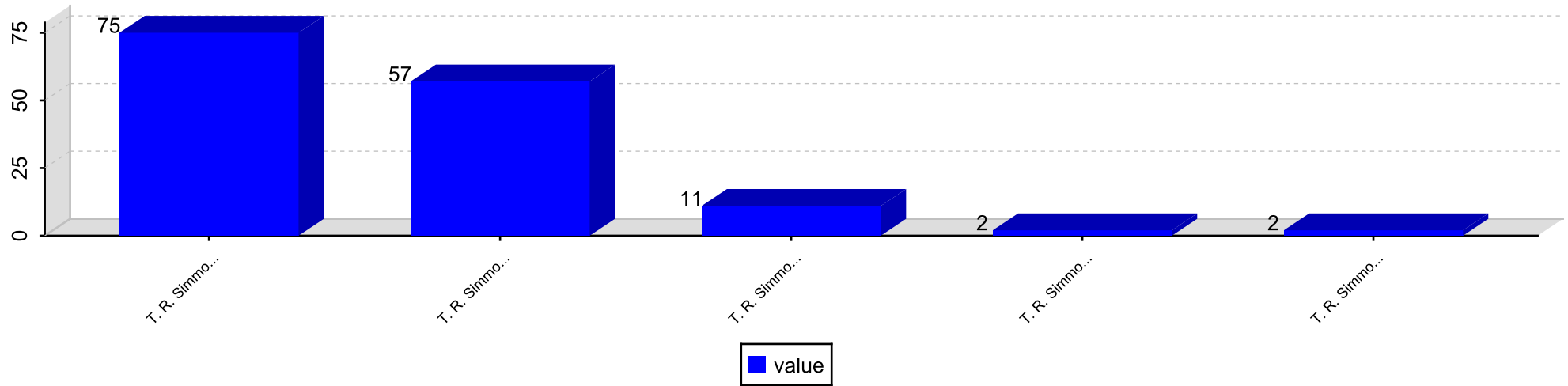


Question 16. All of my child's teachers keep me informed regularly of how my child is being graded.



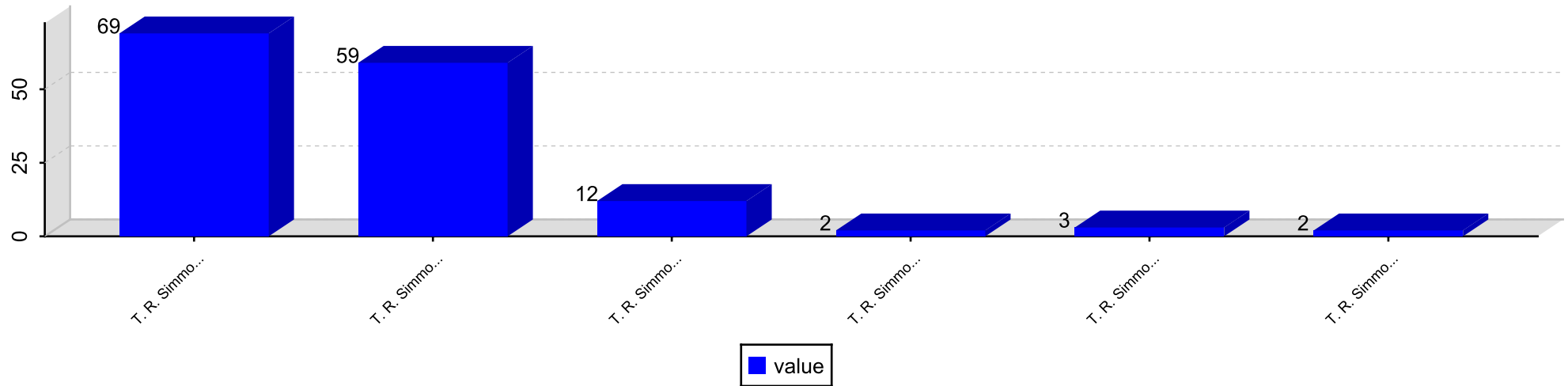
Question 17. All of my child's teachers report on my child's progress in easy to understand language.

Overall Responses By Question

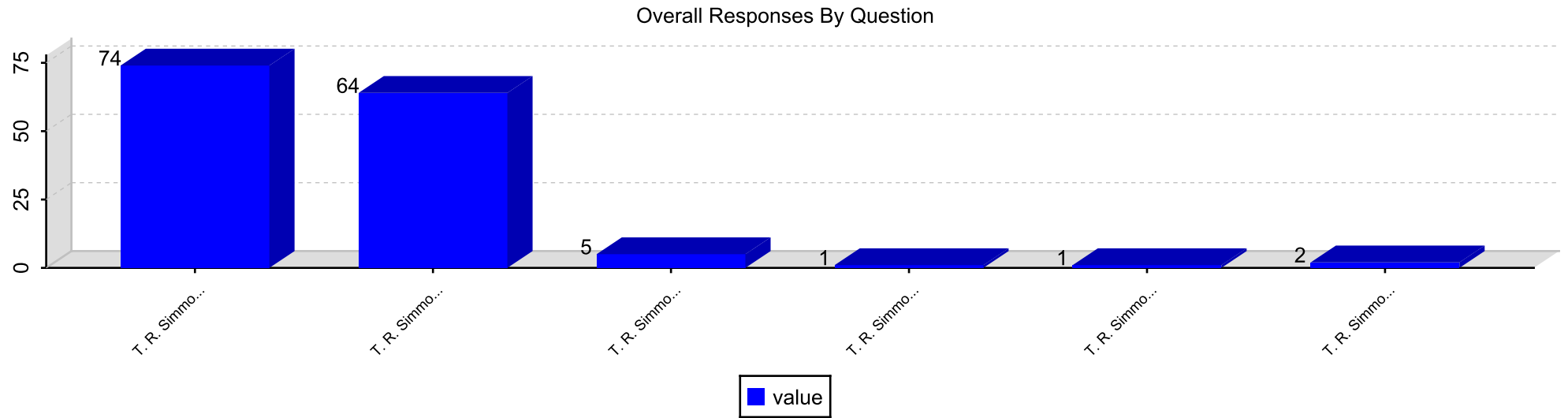


Question 18. My child sees a relationship between what is being taught and his/her everyday life.

Overall Responses By Question

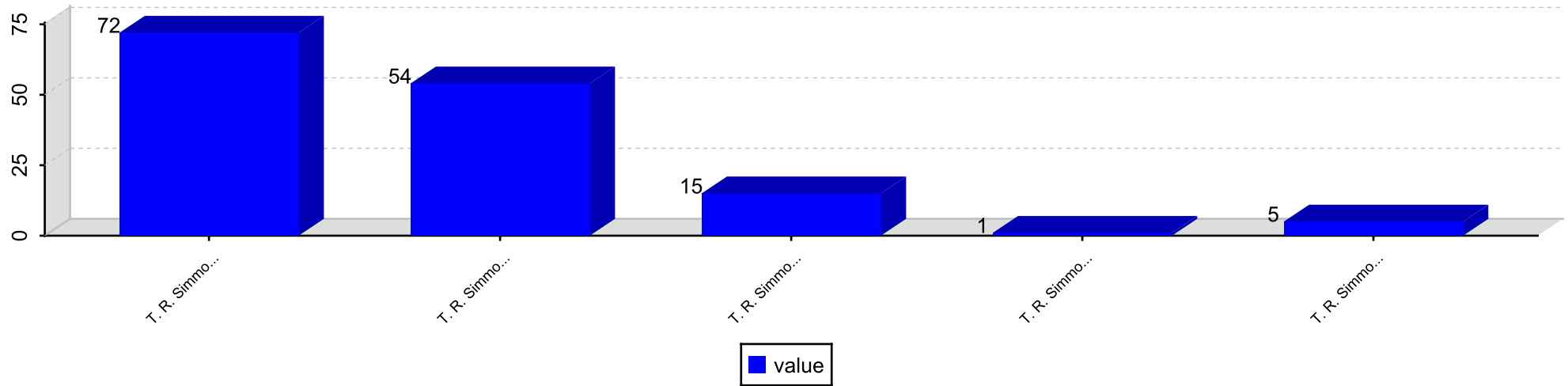


Question 19. My child knows the expectations for learning in all classes.



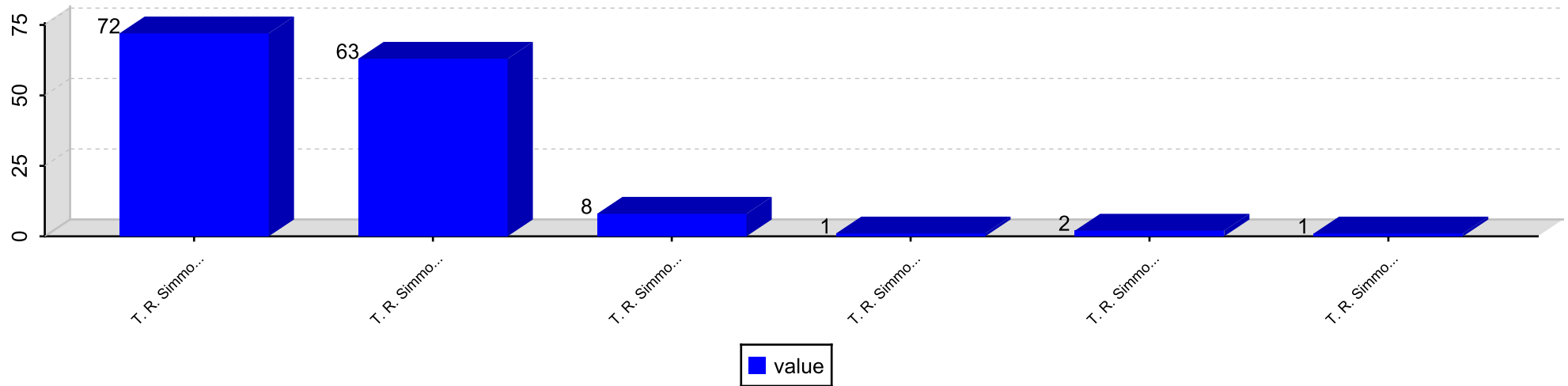
Question 20. My child has at least one adult advocate in the school.

Overall Responses By Question

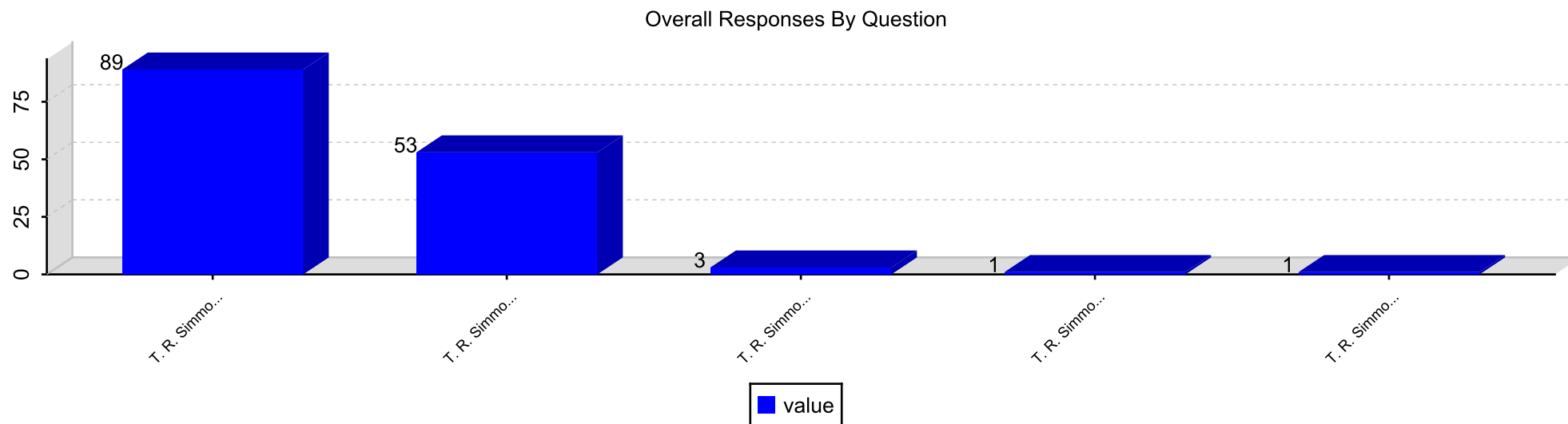


Question 21. My child is given multiple assessments to measure his/her understanding of what was taught.

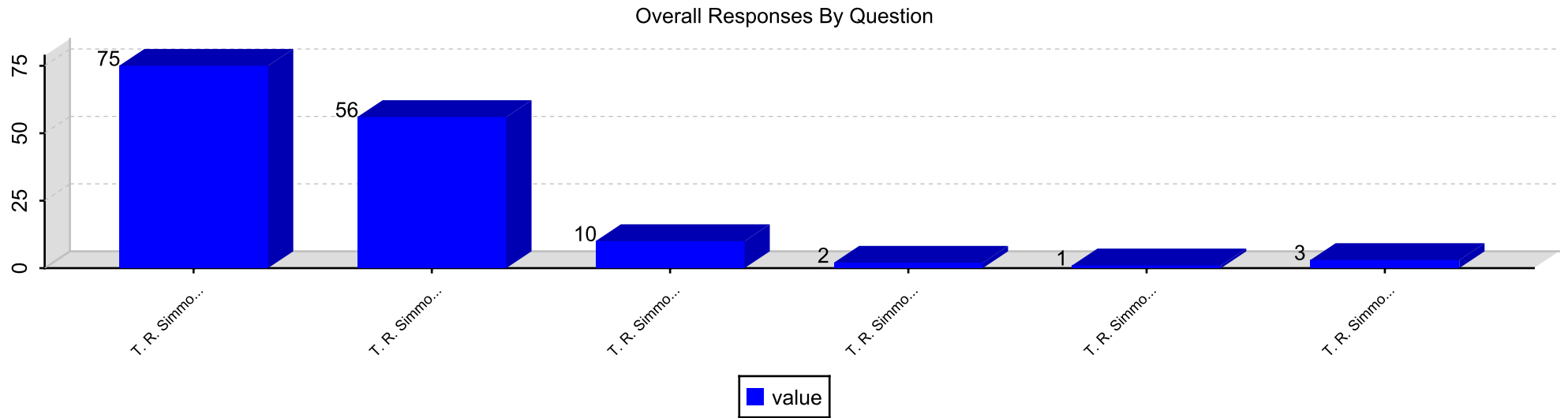
Overall Responses By Question



Question 22. My child has up-to-date computers and other technology to learn.



Question 23. My child has access to support services based on his/her identified needs.

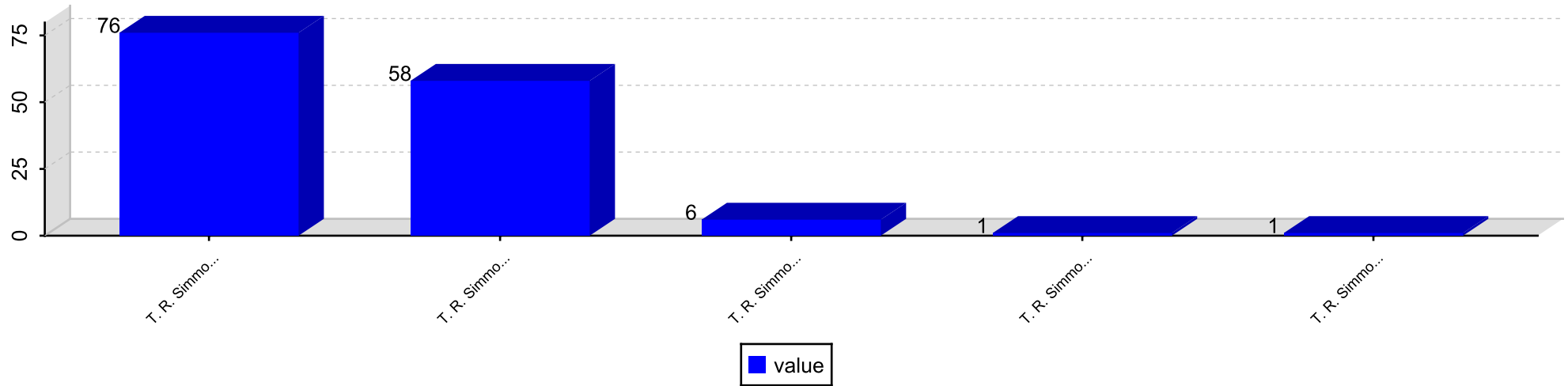


Section: Resources and Support Systems

Responses By Question

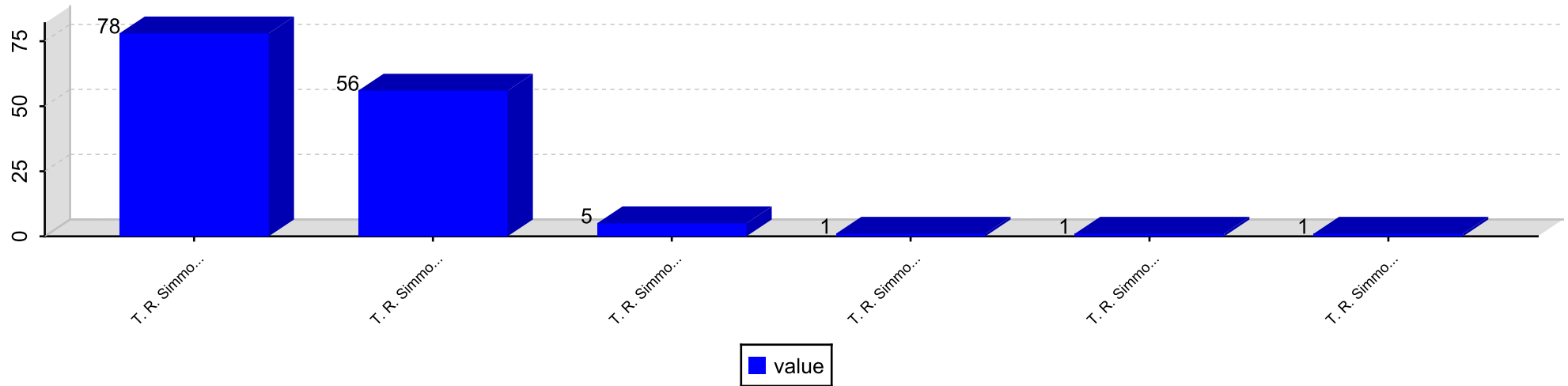
Question 24. Our school provides qualified staff members to support student learning.

Overall Responses By Question

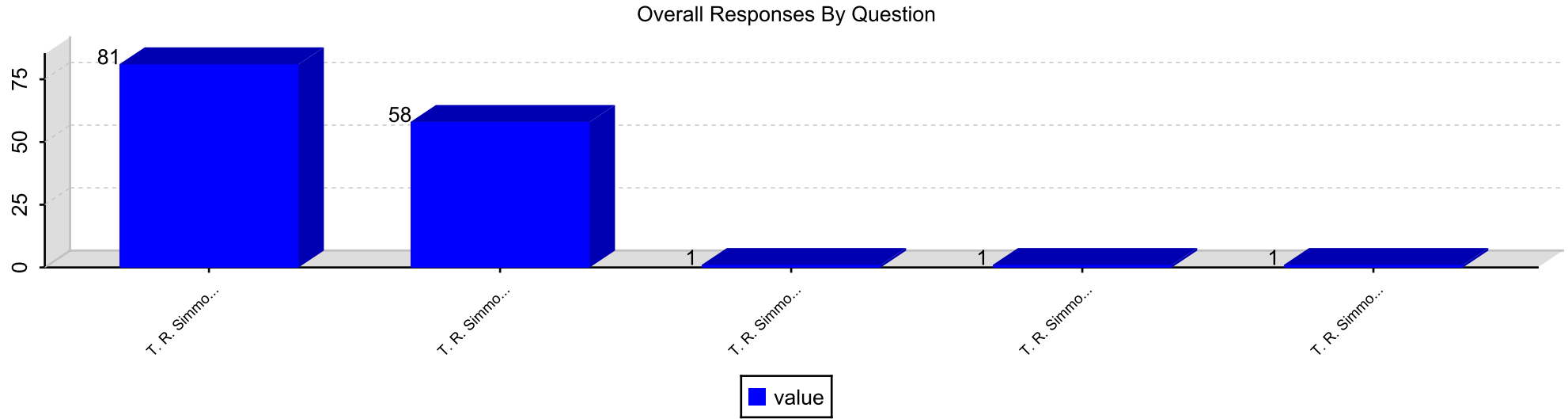


Question 25. Our school provides an adequate supply of learning resources that are current and in good condition.

Overall Responses By Question

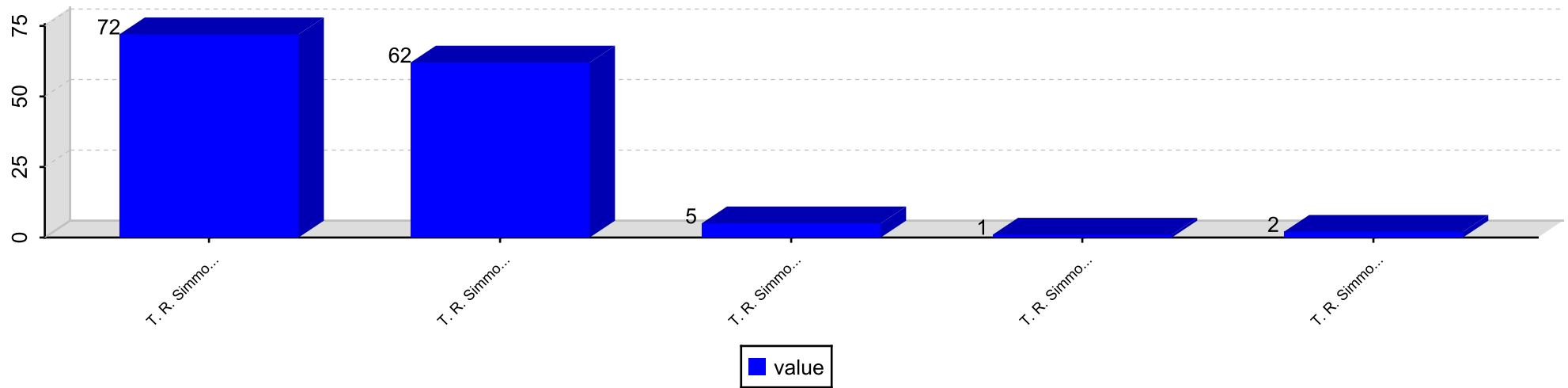


Question 26. Our school provides a safe learning environment.



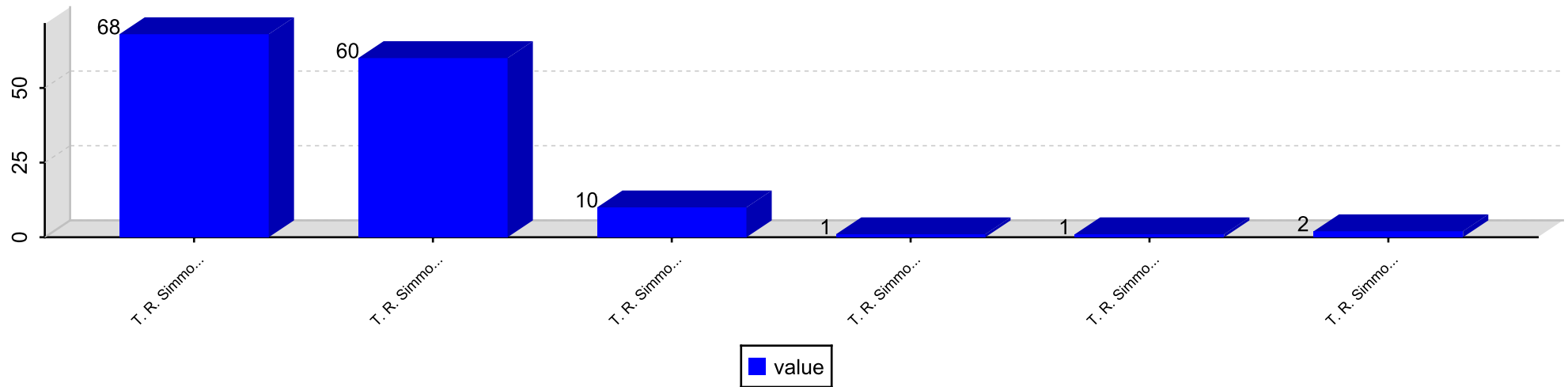
Question 27. Our school provides students with access to a variety of information resources to support their learning.

Overall Responses By Question

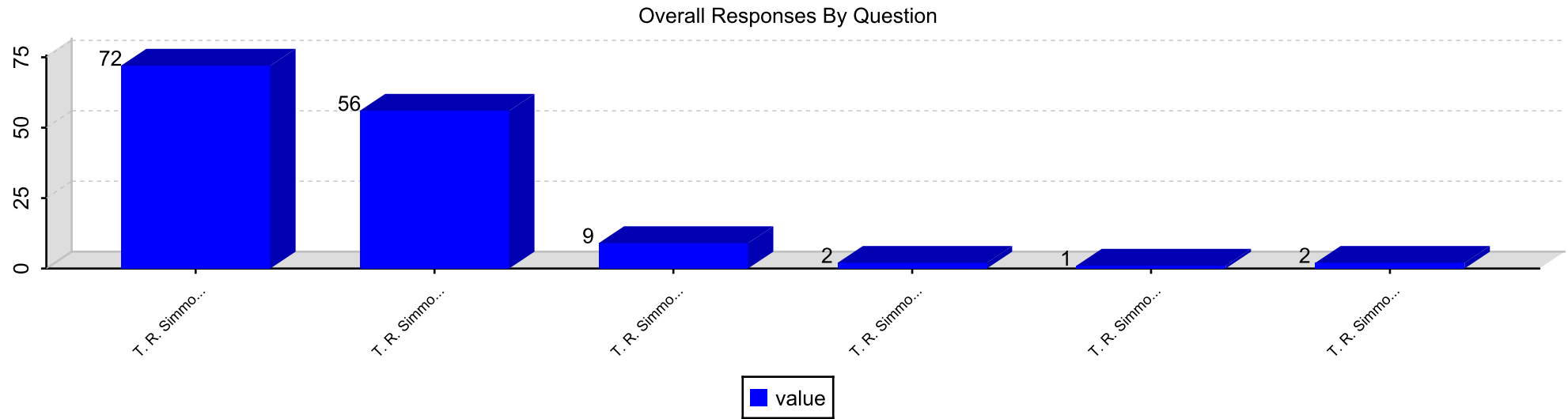


Question 28. Our school provides excellent support services (e.g., counseling, and/or career planning).

Overall Responses By Question

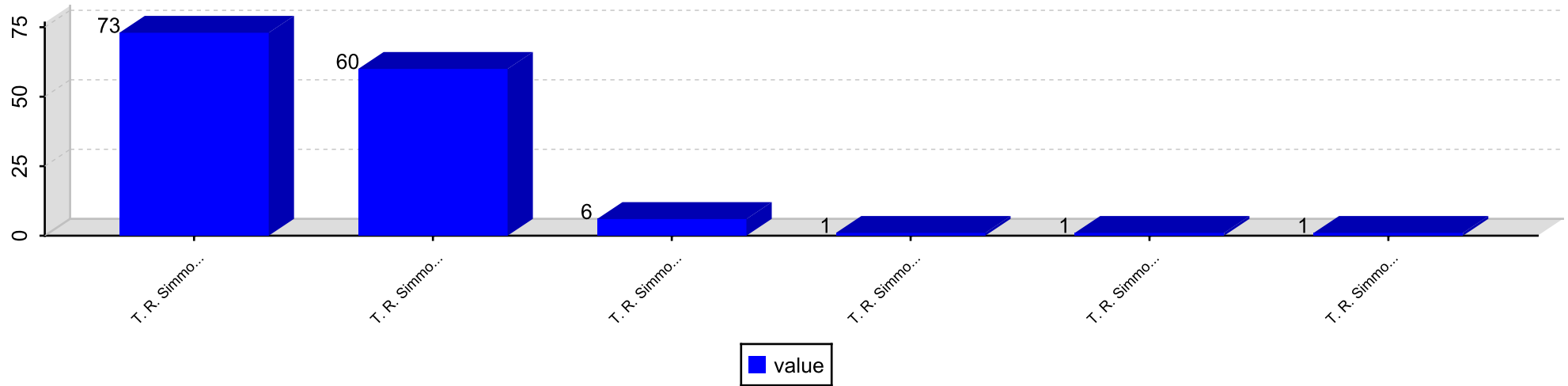


Question 29. Our school provides opportunities for students to participate in activities that interest them.



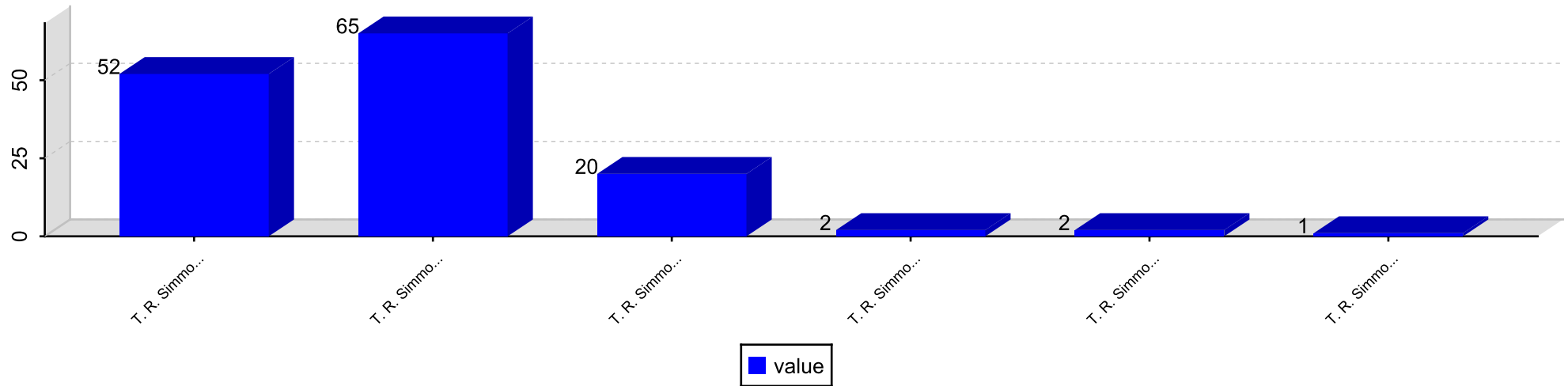
Question 30. Our school ensures that the facilities support student learning.

Overall Responses By Question

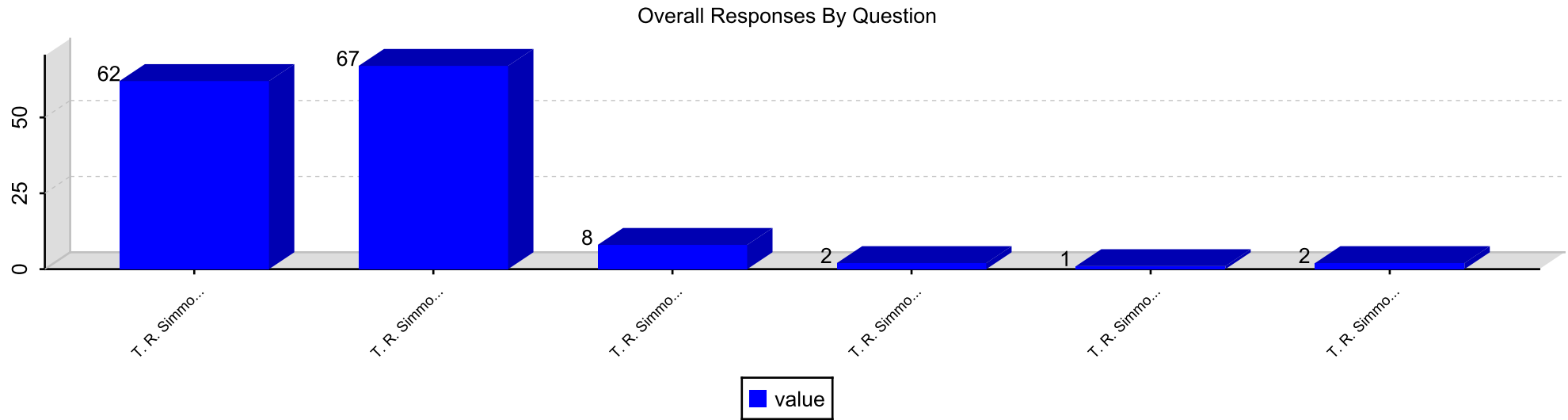


Question 31. Our school ensures the effective use of financial resources.

Overall Responses By Question



Question 32. Our school ensures that instructional time is protected and interruptions are minimized.

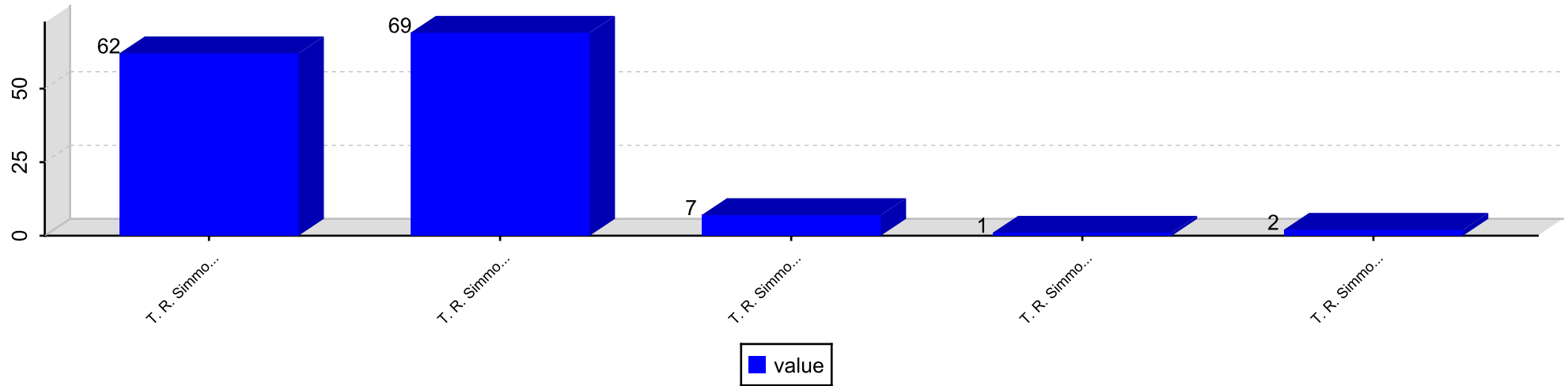


Section: Using Results for Continuous Improvement

Responses By Question

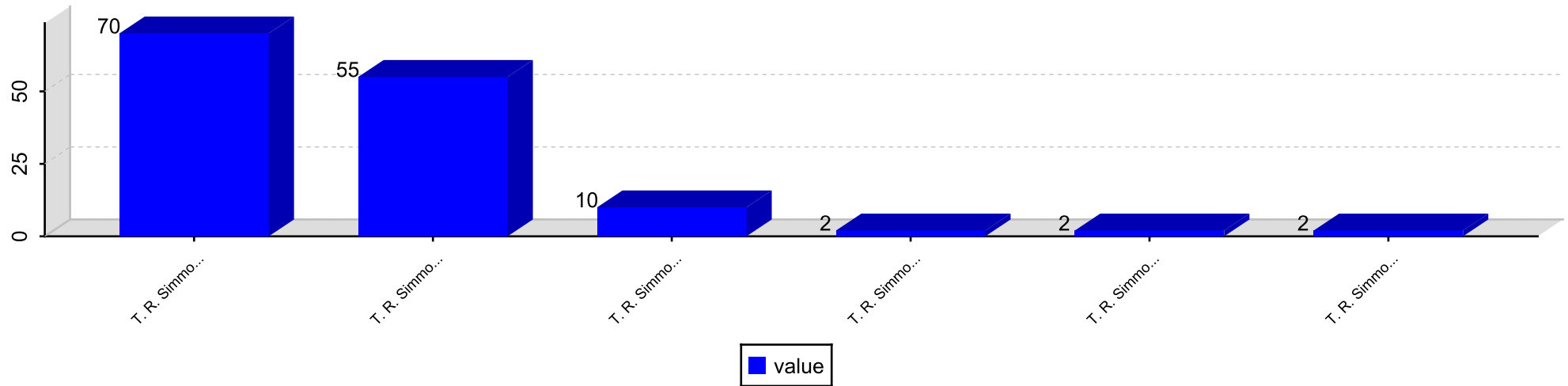
Question 33. Our school ensures that all staff members monitor and report the achievement of school goals.

Overall Responses By Question



Question 34. My child is prepared for success in the next school year.

Overall Responses By Question



Question 35. My child has administrators and teachers that monitor and inform me of his/her learning progress.

